

Uncover Trends and Opportunities with Insights by SupplyPro

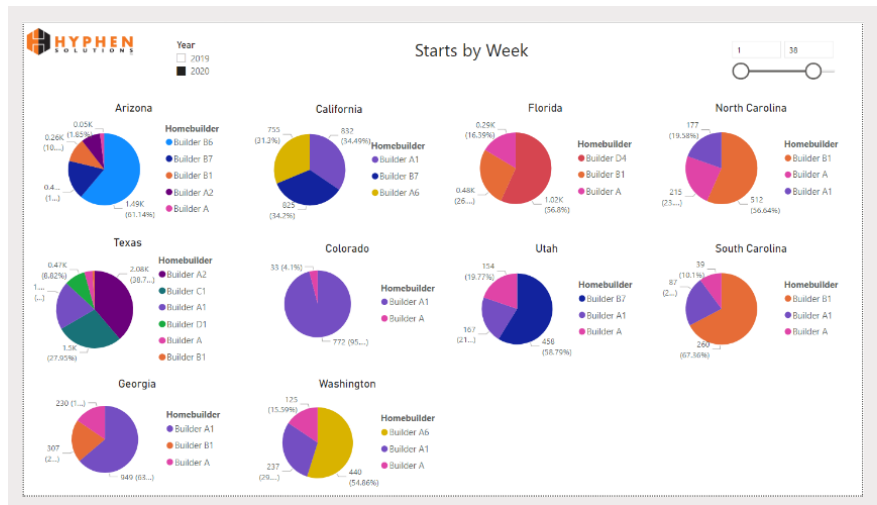
MAKE YOUR SUPPLYPRO DATA WORK FOR YOU

With Insights by SupplyPro, position yourself ahead of the competition with weekly real-time dashboard views that feature critical indicators of your productivity, market activity and trends.

Insights by SupplyPro consolidates the details of Builder and Supplier data and presents the most valuable take-aways to you, the Supplier, at a high-level perspective.

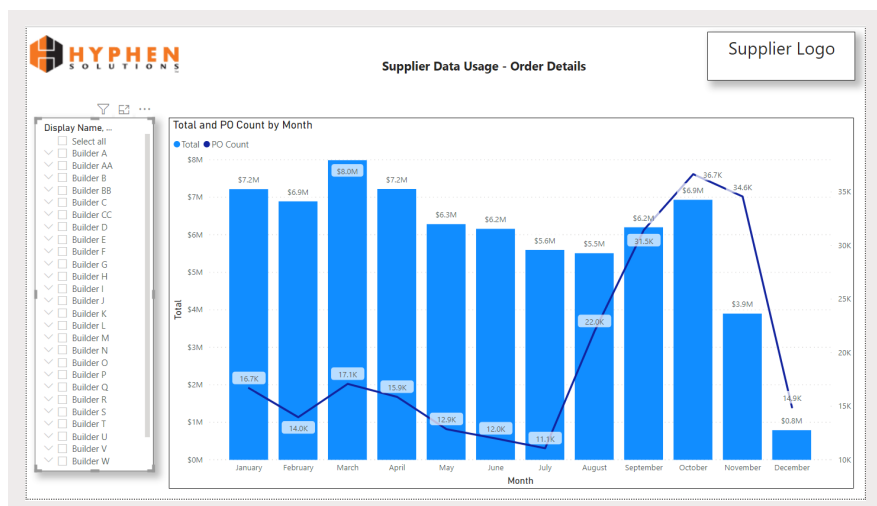
MARKET OVERVIEW

- Builder Activity
- Your PO Volume
- Builder Starts by Week and Location



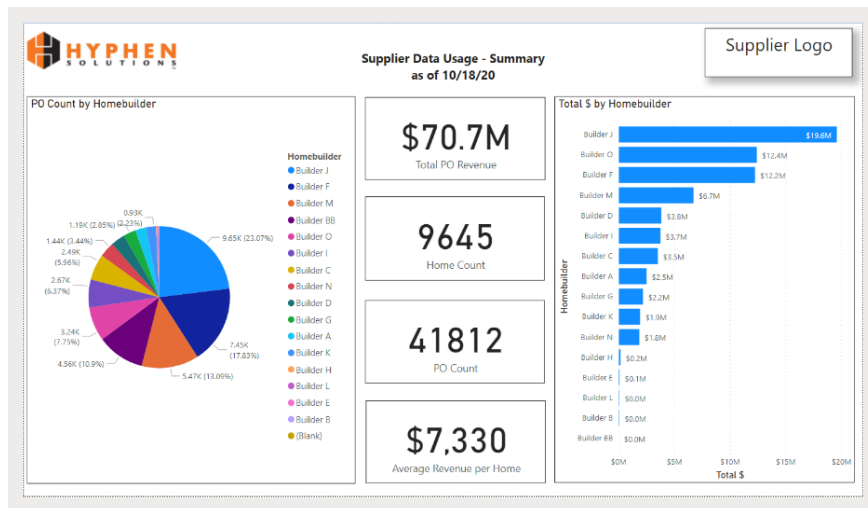
TREND ANALYSIS

- Month over month
- Future Activity
- Anticipated Future Revenue



INFORMATION IS KEY! WE'VE GOT YOU COVERED...

Planning for growth or trying to figure out material and resource requirements? The information you need to identify the right strategy is available to you with Insights by SupplyPro.

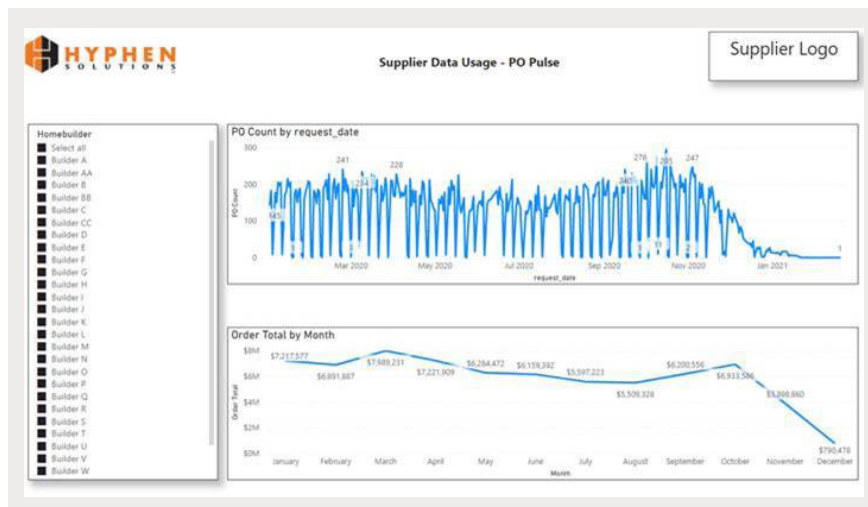


REPORTS BY BUILDER

- Volume
- Future Activity
- Home Counts
- Starts by Week

GAIN CLARITY, UNDERSTANDING AND CONTROL

The large volume of detailed data in SupplyPro and related builder data can seem insurmountable. Insights by SupplyPro presents the data in a way that makes sense to you, the decision maker. Uncover trends, issues and opportunities from your own data.



TREND ANALYSIS

- Month Over Month
- Future Activity
- Anticipated Future Revenue

CUSTOM REPORTS? NO PROBLEM

If you have a specific report in mind that is not available in our standard dashboards, we can help you with that. We work with our clients to make sure we deliver a fine-tuned dashboard addressing every need.

FOR MORE INFORMATION:

Contact your SupplyPro Account Manager today to uncover the power of Insights by SupplyPro.
email | SupplyProGMSales@ihyphen.com